

Smart contrast injection performance



SmartShot alpha

CT Contrast Delivery Systems

Compact Design, High Functionality

Power Head

Syringe Adapter

One Touch Syringe connection with easy removal.

Signal Lamp

Powerhead indicator lamps quickly inform operating status.

Console

Compact

Compact and lightweight Console utilizes high-definition 7 inch LCD.

Graphical User Interface

Simple, safe and anatomical user interface provides intuitive operation.



Setup screen (A→Pause→A)



Setup screen (entering)



Injecting screen



SPECIFICATIONS

Basic Specifications

Flow Rate	0.1 – 10.0mL/sec (Increment of 0.1)
Volume	100mL 1 – 100mL (Increment of 1) 200mL 1 – 200mL (Increment of 1)
Maximum Pressure	300PSI (2058kPa)
Interphase Delay	0 – 5min
Protocol Memory	160 (5 Users)
Injection Mode	4Mode A, A→A, A→Pause→A, A→A→A
Pressure Limit	10 – 300PSI (100 – 2058kPa)

Electrical Ratings

Electrical input / frequency	100-240VAC 50-60Hz
Power consumption	160VA
Protection Class	Class I
Protection Degree	Type CF

Safety Functions

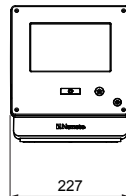
Over Flow Rate	Protocol Checking
Over Volume	Switch Error
Over Pressure	Adapter Check
Self checking function	Communication Error

Option

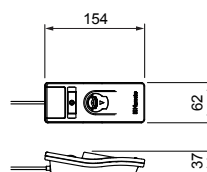
Philips CT Interlocking	Ceiling Mount type
-------------------------	--------------------

SYSTEM CONFIGURATION

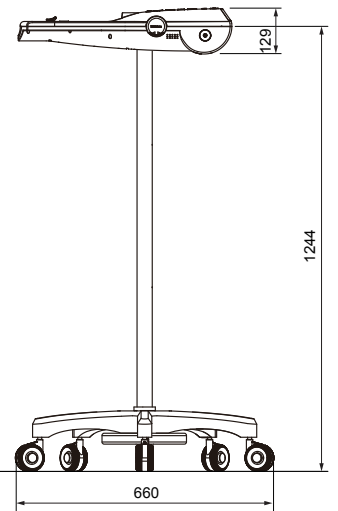
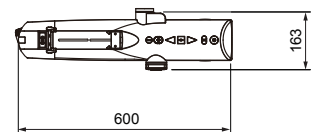
■ Console 4.4kg



■ Switch Box



■ Powerhead 4.4kg (Including Cables)



■ Remote Stand 12kg